

# D.C. Sentencing Commission - Fast Facts

January 2020



## First, Second, and Third Degree Sex Abuse Sentences

Between January 1, 2015 and October 31, 2019 there were a total of:

- 121 Adult Sex Abuse counts sentenced
- 92 Adult Sex Abuse cases sentenced
- 92 Adult Sex Abuse offenders sentenced

## Sex Abuse - Adult

### Sentencing Information

- Sex offenses represented 3.1% of all felony offenses (10,208) sentenced since 2015.
- Combined, first, second, and third degree Sex Abuse represented 38% of all Sex offenses sentenced in this same timeframe
  - First degree Sex Abuse is the most frequently sentenced type of Adult Sex Abuse, representing between 45% and 67% of Adult Sex Abuse sentences each year
- About a quarter (26%) of all Sex Abuse convictions were Attempts.
- Average sentence to serve for Sex Abuse during this time period:

	<u>Attempted Sex Abuse</u>	<u>Completed Sex Abuse</u>
First Degree	5.6 years	18.7 years
Second Degree	1.6 years	3.2 years
Third Degree	1.2 years	3.3 years

- 93% of all Sex Abuse counts received an Incarceration sentence.
  - 4% received a short split sentence (second, third, and att. third)
  - 3% received a probation sentence (third, att. first, and att. second)
- 82% of all Sex Abuse cases were resolved via plea agreements
  - 97% (32 counts) of all attempts were resolved via a plea
- First degree Sex Abuse cases were resolved via a jury trial about twice as frequently as second and third degree Sex Abuse cases.
- 35% of Sex Abuse cases included additional felonies sentenced
  - Sex Abuse was the most serious count in 78% of these cases
- The number of Sex Abuse sentences has fluctuated since 2015, and peaked in 2016 with 32 counts sentenced.
- Second degree Sex Abuse sentences spiked in 2016 and 2017

### Sex Abuse - Definitions

Causes person to engage in a sexual act by:

#### 1. First Degree

Using force, threatening, or placing person in fear of death/ bodily injury

#### 2. Second Degree

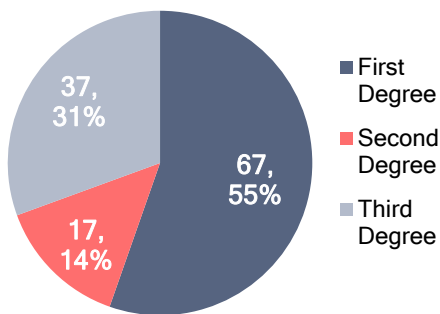
Placing person in fear, or where the person is incapable of declining participation

Causes sexual contact by:

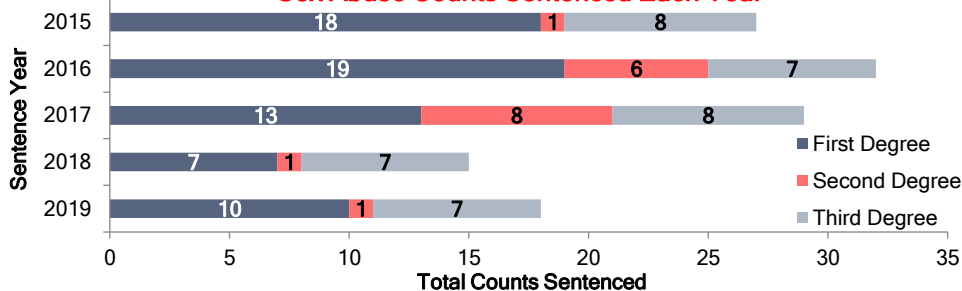
#### 3. Third Degree

Using force, threatening, or placing person in fear of death/ bodily injury

**Type of Sex Abuse Sentenced**  
Total Counts and Percentage

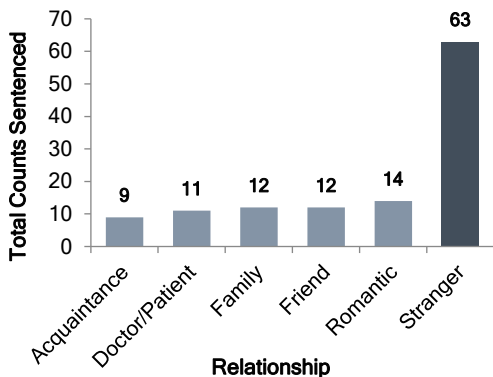


**Sex Abuse Counts Sentenced Each Year**



### Victim-Offender Relationship

Count Level



### Criminal History and Compliance

- Two-thirds (66%) of Sex Abuse offenders had a prior conviction
- 46% of sex offenders fall in the lowest criminal history group, while 3% of sex offenders fall in the highest criminal history group
- All Sex Abuse counts received the Guidelines recommended sentence

### Offender Demographics

- Both the average and median age of a Sex Abuse offender was 30 years
- 100% of Sex Abuse offenders were male
- 79% of Sex Abuse offenders were black while 13% were white