

# D.C. Sentencing Commission - Fast Facts

May 2020



## Attempted Robbery – Robbery Series, Part One

Between January 1, 2015 and December 31, 2019 there were a total of:

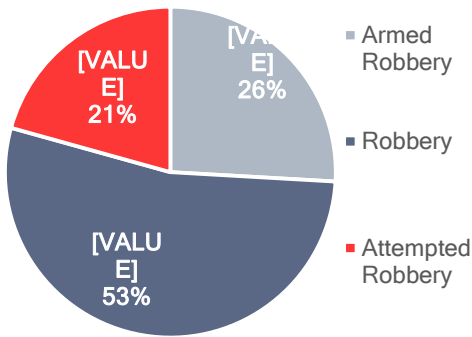
- 194 Attempted Robbery counts sentenced
- 187 Attempted Robbery cases sentenced
- 184 Attempted Robbery offenders sentenced

### Attempted Robbery Definition:

The deliberate action by a person that shows the unlawful intent by force or threat of force to take property from another person's immediate possession

### Type of Robbery Sentenced 2015-2019

Total Counts and Percentage

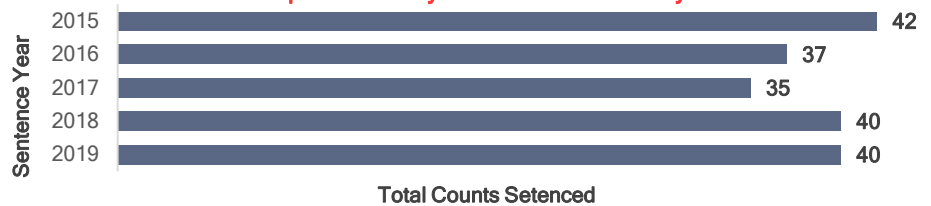


## Attempted Robbery

### Sentencing Information

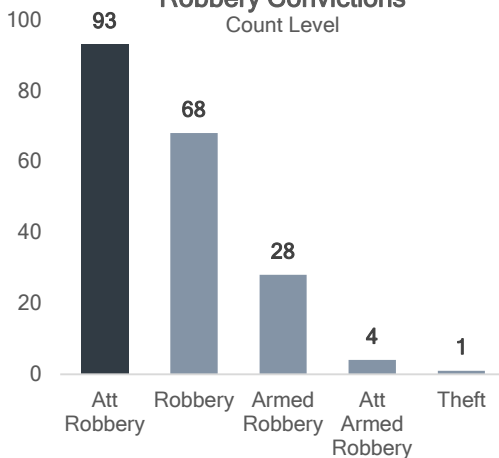
- Robberies (all types) represented 9% of all felony offenses (10,463) sentenced between 2015 and 2019
  - Attempted Robbery represented 1.9% of all felony offenses sentenced in this same timeframe
- Attempted Robbery counts were sentenced to prison, short split, and probation at approximately the same rate, each about 35%
  - Prison 71 counts (37%)
  - Short Split 60 counts (31%)
  - Probation 63 counts (32%)
- The average prison sentence for Attempted Robbery was 15 months; with a median sentence of 14 months
- The average period of probation imposed for short split sentences was 20.3 months, compared to overall probation sentence lengths of 16.1 months
- 98% (191 counts) of all Attempted Robbery counts were resolved via plea agreements
  - The remaining 2% (three counts) resulted in a jury trial.
- 16% of Attempted Robbery cases involved additional felonies sentenced
  - Attempted Robbery was the most serious count in about half (47%) of these cases
- Just over half (100 counts, 52%) of Attempted Robbery counts were initially indicted as a more serious offense
  - All but one of these 100 counts were resolved via a plea agreement
- The number of Attempted Robbery counts sentenced has remained stable during this timeframe, ranging between 35 and 42 counts each year

### Attempted Robbery Counts Sentenced by Year



### Indicted Offense for Attempted Robbery Convictions

Count Level



### Criminal History and Compliance

- 60% of Attempted Robbery offenders had a prior conviction
- 43% of Attempted Robbery offenders fall in the lowest criminal history group, while 2% fall in the highest criminal history group
- All but four (2%) Attempted Robbery counts received the Guidelines recommended sentence
  - Three counts received sentences that were below the recommended range, one count was below the recommended type

### Offender Demographics

- On average, Attempted Robbery offenders were 25 years old at the time of the offense.
  - The median age at offense was 22 years.
- 90% of Attempted Robbery offenders were male, while 10% were female
- 93% of Attempted Robbery offenders were black, 3% were white