

D.C. Sentencing Commission - Fast Facts

January 2021



Assault with a Dangerous Weapon (ADW)

Between January 1, 2016 and December 31, 2020 there were a total of:

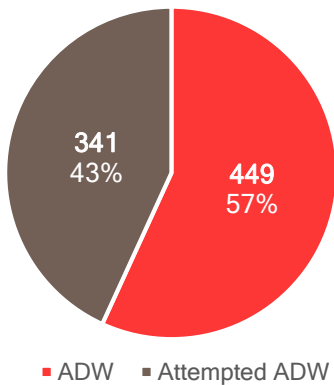
- 790 ADW counts sentenced
- 713 ADW cases sentenced
- 702 ADW individuals sentenced

Definition: Assault with a Dangerous Weapon

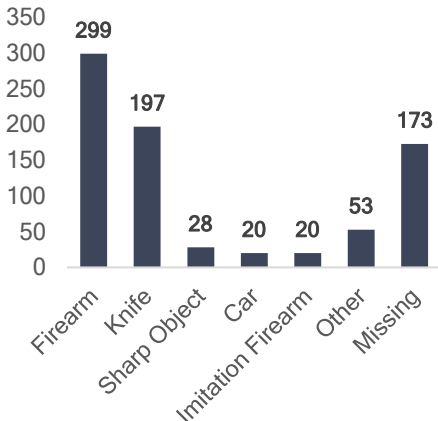
“Dangerous weapon” refers to any object that is used or threatened to be used in a way that is likely to produce serious bodily injury.

- Dangerous weapons can range from firearms, to knives, to hammers, to rocks, to even pens and brooms.

ADW Counts Sentenced 2016-2020



Dangerous Weapons Count Level




ADW

Sentencing Information

- ADW represented 8.6% (790 counts) of all felony offenses (9,152) sentenced between 2016 and 2020
 - Of all 790 ADW counts sentenced in this timeframe, 57% (449 counts) were for ADW and 43% (341 counts) were for Attempted ADW
- The majority (77%) of ADW counts received a prison sentence. Prison was also the predominant sentence type for Attempted ADW; however, it was imposed at a much lower rate (43%) compared to ADW

	ADW	Attempted ADW
◦ Prison	344 counts (77%)	148 counts (43%)
◦ Short Split	85 counts (19%)	110 counts (32%)
◦ Probation	20 counts (4%)	83 counts (34%)
- On average, prison sentences were about twice as long for ADW as they were for Attempted ADW; 40 months and 17 months, respectively
 - Median sentences: ADW - 36 months, Attempted ADW - 17 months
- 79% of ADW counts were resolved via a plea; the remaining 20% were disposed via jury trial. One count was resolved with a bench trial
 - 100% of all Attempted ADW counts were resolved via plea agreements
- Approximately 15% of all ADW sentences (116 counts) were the result of an 11(c)(1)(C) plea
 - 72% of the 11(c)(1)(C) pleas were for ADW, compared to 28% for Attempted ADW
- 40% of ADW counts belonged to cases where there were additional felony counts sentenced
 - ADW was the most serious count in 65% of ADW cases, whereas it was the most serious in 97% of Attempted ADW cases
- The number of ADW counts sentenced has remained stable during this timeframe. The number of Attempted ADW sentences has consistently been slightly less than that for ADW, until converging in 2019



**The sharp decline observed in 2020 is likely attributed to the impact of Covid-19

Criminal History and Compliance

- About 73% of individuals sentenced for ADW had a prior conviction
- 40% of ADW offenders fall in the lowest criminal history group, while 3% fall in the highest criminal history group
- All but 13 (1.6%) of ADW counts received the Guidelines recommended sentence. Of the 13 non-compliant sentences, eight were for ADW and five were for Attempted ADW

Offender Demographics

- On average, individuals sentenced for ADW were 30 years old at the time of the offense. The median age at offense was 26.
- Approximately 13% of ADW offenders were female, the remaining 87% were male.
- 93% of individuals sentenced for ADW were black, 5% were white.