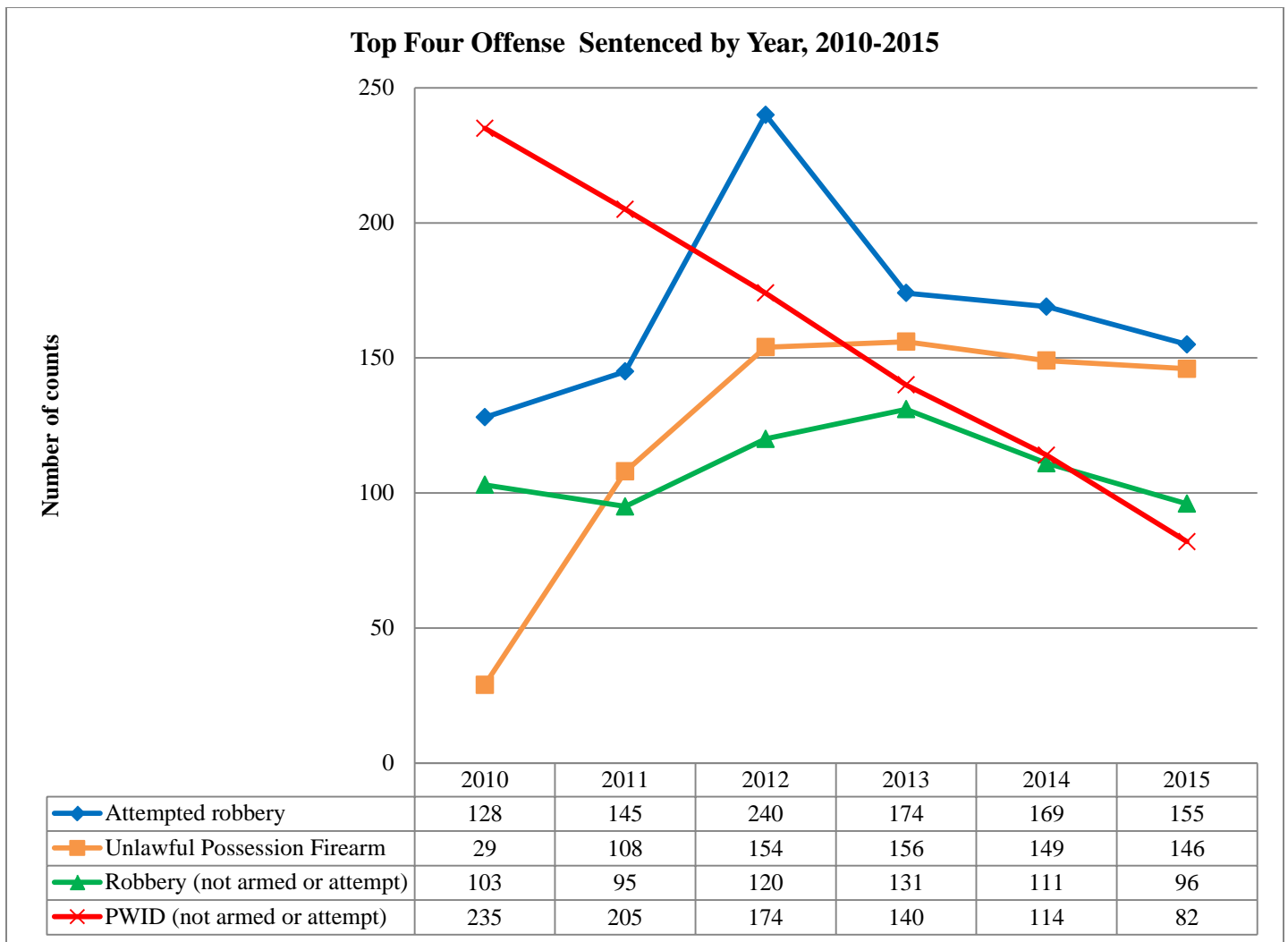
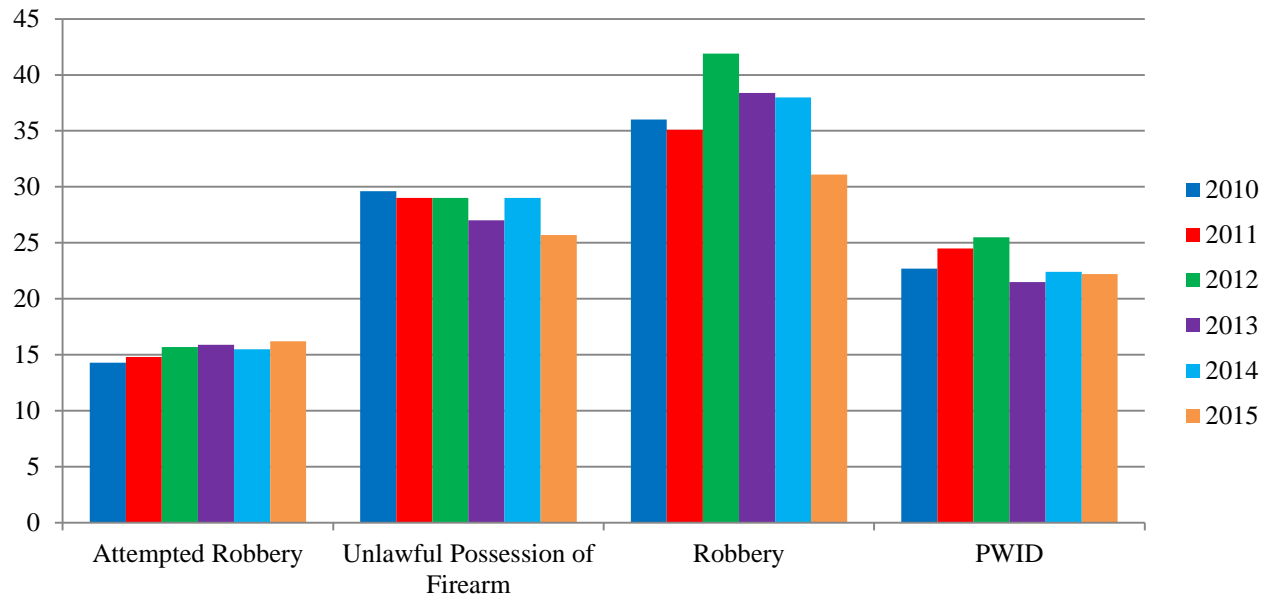


In 2015 the four most frequently sentenced felony offenses within the District of Columbia included: attempted robbery, unlawful possession of a firearm, robbery, and possession with intent to distribute (PWID). The most frequently sentenced offense, attempted robbery, accounted for 7.7% of all offenses sentenced in the District in 2015. Combined, these four offenses made up almost a quarter (23.7%) of all felony sentences imposed in the District in 2015.

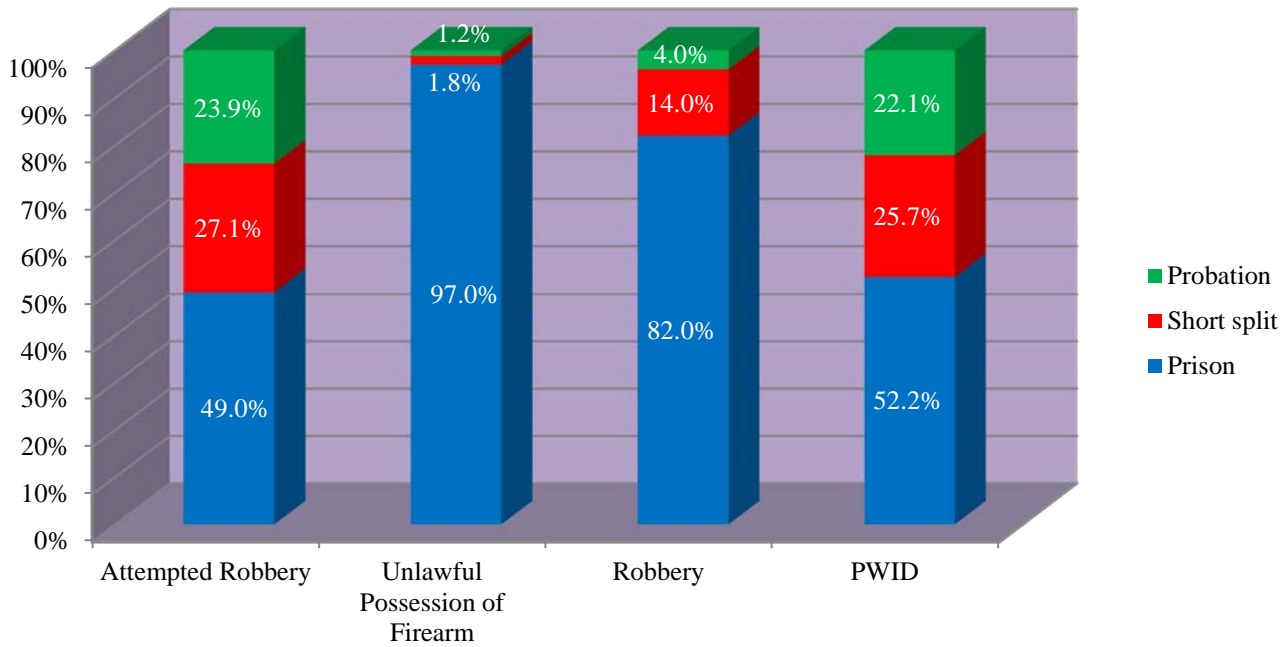
For a more detailed discussion and analysis of sentencing trends in the District of Columbia, please see the Commission’s 2015 Annual Report, available at <http://sdc.dc.gov/node/1159107>.



Top Four Offenses 2010-2015 Average Sentence Length in Months



Top Four Offenses 2010-2015 Sentence Type by Offense



Top Four Offenses 2010-2015 Prison Sentence Imposed (in Months)					
		Attempted Robbery	Unlawful Poss. Firearm	Robbery	PWID
2010	Min	1	1	12	12
	Mean	15	34	67	67
	Max	60	120	180	180
2011	Min	3	1	12	12
	Mean	18	33	58	58
	Max	180	96	180	180
2012	Min	1	6	1	1
	Mean	17	39	73	73
	Max	180	180	180	180
2013	Min	1	1	1	1
	Mean	15	35	61	61
	Max	78	96	300	300
2014	Min	4	1	12	12
	Mean	15	35	68	68
	Max	72	168	360	360
2015	Min	6	1	18	18
	Mean	17	35	68	68
	Max	60	366	120	120

This table shows the minimum, mean (average), and maximum prison sentence lengths for each of the top four offenses sentenced in 2015.