

# D.C. Sentencing Commission - Fast Facts

October 2023

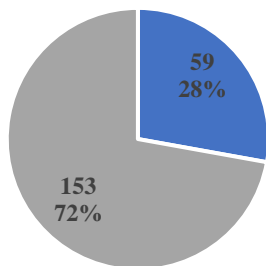
## Robbery Offenses



### Robbery Definition:

*The deliberate action of taking property unlawfully from a person by means of force or threat of force*

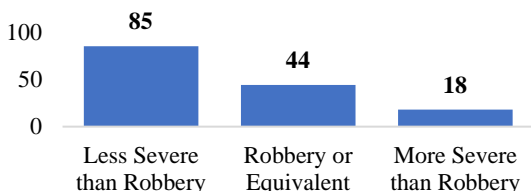
### Robbery Arrest Conviction Breakdown



- Misdemeanor Convictions Only
- Felony Conviction(s)

Of the 212 cases with a conviction, **28%** (59 cases) resulted in a conviction for a misdemeanor offense

### Robbery Arrest Convictions: Most Serious Convicted Offense



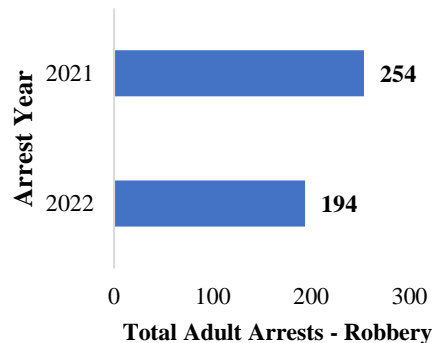
\*\*6 of the 153 felony convicted cases are excluded from this analysis as they are pending sentencing

Robbery (OSG M6) was the most serious sentenced offense of conviction in **24%** (36 cases) of the cases containing at least one felony conviction

Attempted Robbery (OSG M8) was the most common convicted offense (**76%**, 65 cases) for the cases where the most serious count was less severe than Robbery

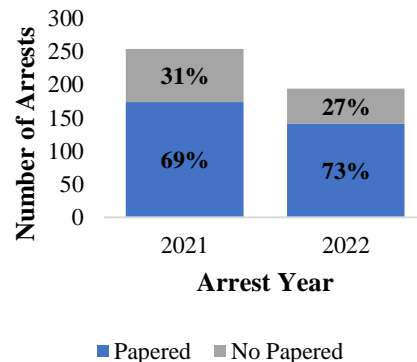
### Arrest Trends

- Between 2021 and 2022, there were a total of **448** adult Robbery arrests made in the District of Columbia
- There was a **31%** decrease in adult Robbery arrests made in 2022 compared to 2021



### Papering Trends

- 72%** (n=315) of all adult Robbery arrests made in this timeframe were papered (the arrest resulted in a prosecuted D.C. Superior Court case)
- The papering rate of adult Robbery arrests increased by **4%** from 2021 to 2022



### Disposition of Filed Cases

- The **315** papered adult robbery arrests resulted in a total of **337** non-fugitive cases filed in D.C. Superior Court. Those cases resulted in:
  - **212** cases with a conviction (for any criminal offense)
  - **86** cases closed without conviction
  - **39** remain pending

