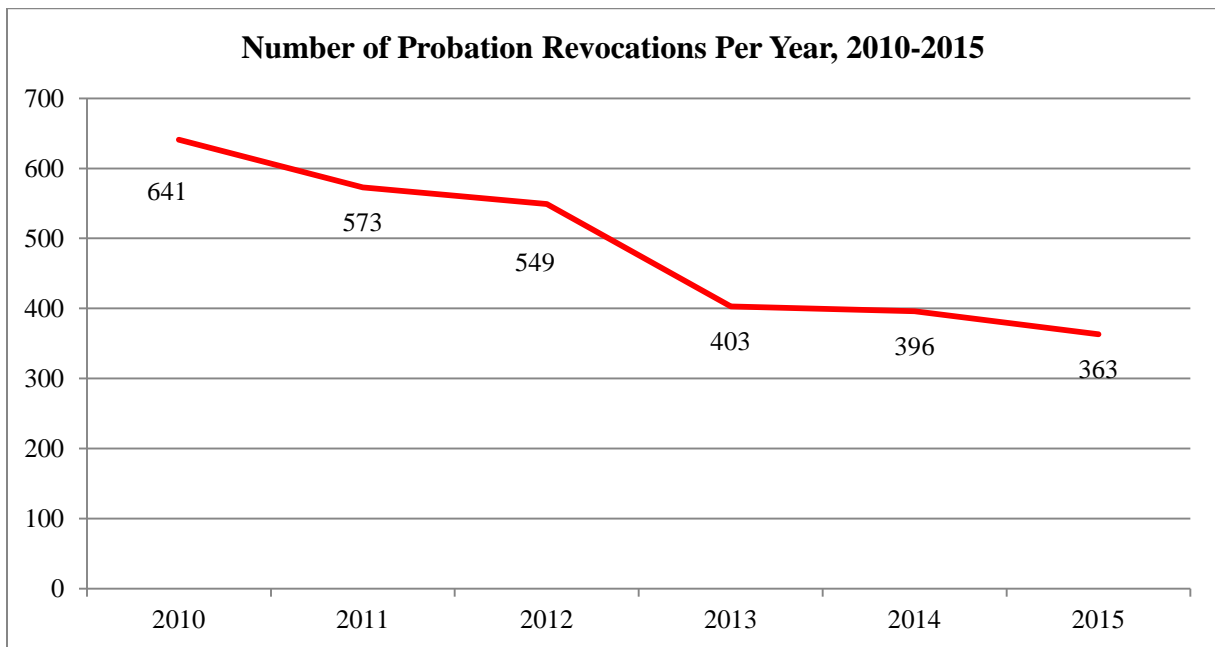


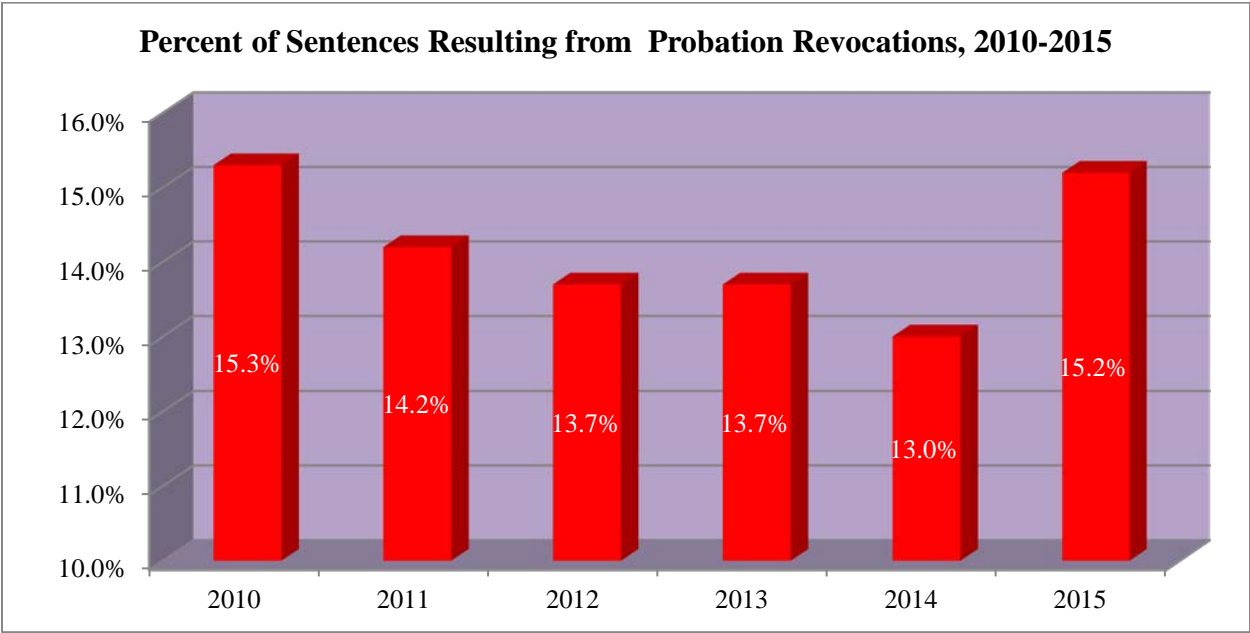
District of Columbia Felony Probation Revocations

In 2015, 15.2% of all sentences imposed in the District were probation revocations. Offenders in the District may be sentenced to probation as all or part of their sentence. If the terms of probation are violated, probation may be revoked, in which case the individual will be resentenced. Violations of probation may include behavior such as failure to meet with a probation officer, failure to pass a drug test, being arrested on an unrelated charge, or other conditions as determined by the judge and/or probation officer.

For a more detailed discussion and analysis of sentencing trends in the District, please see the Commission's 2015 Annual Report, available at <http://scdc.dc.gov/node/1159107>.

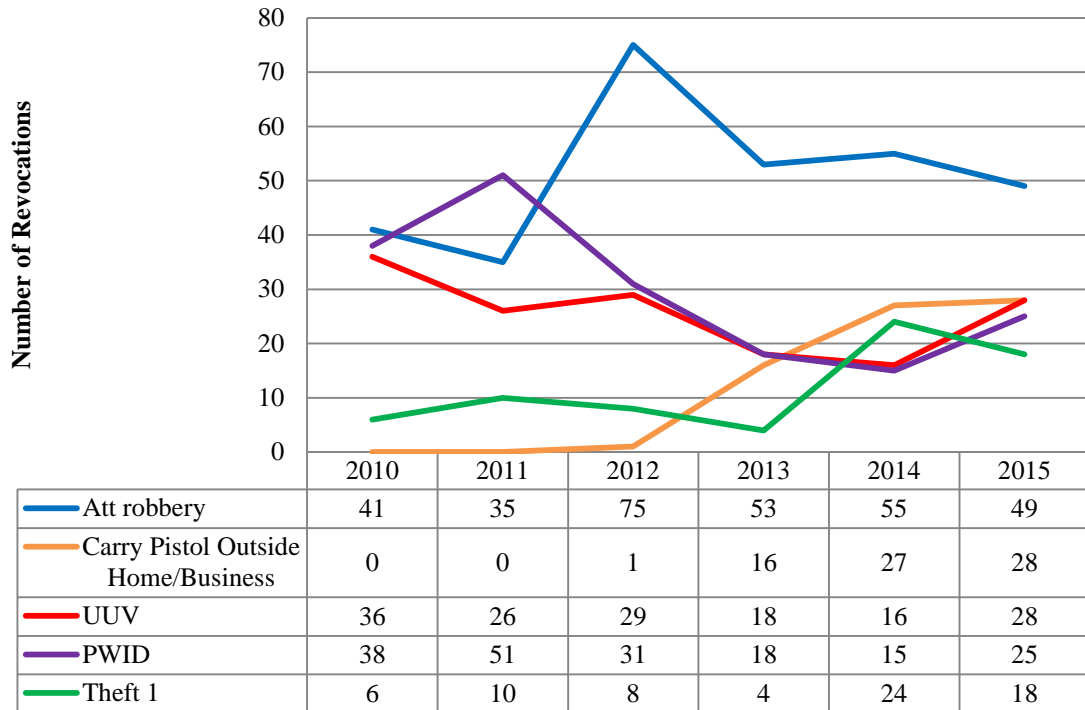


The number of probation revocations per year has decreased steadily, from 641 in 2010 to 363 in 2015.



The percentage of sentences imposed for felony probation revocations decreased from 2010 through 2014, but in 2015 increased to the previous 2010 level.

Top 5 Underlying Offenses For Which a Probation Sentence Was Revoked, 2010-2015



Robbery has been the most common offense of conviction for which a term of probation was revoked every year since 2012, with the exception of 2011¹. Probation sentences for Possession with Intent to Distribute drugs offenses experienced the highest number of revocations in 2011.

¹ The offenses shown on graph above represent the offenses for which the offender was originally sentenced to a term of probation and not the offenses that resulted in the revocation of the probation sentence. The reason(s) for a probation revocation is not available within the data captured by the Sentencing Commission.

Probation Revocation Sentences 2010-2015				
Sentence Type and Length in Months				
		Prison	Short split	Probation
2010	Min	1	1	0
	Mean	13.4	3.2	15.4
	Max	54	6	48
2011	Min	1	1	0
	Mean	13.8	2.8	18.7
	Max	84	6	60
2012	Min	1	1	0
	Mean	14.9	2.6	21.1
	Max	174	6	60
2013	Min	1	1	1
	Mean	14	2.9	14.9
	Max	50	6	60
2014	Min	1	1	8
	Mean	14.2	3	19.3
	Max	84	6	60
2015	Min	0	1	0
	Mean	12.3	2.4	16.9
	Max	60	6	30