

D.C. Sentencing Commission - Fast Facts

April 2023

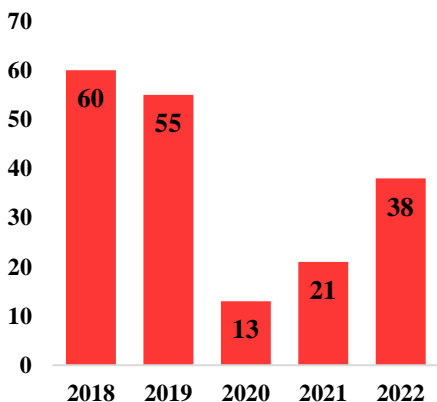
Felony Sex Offenses



Between January 1, 2018 and December 31, 2022 there were a total of:

- 187 Felony Sex offense counts sentenced
- 138 Felony Sex offense cases sentenced
- 137 individuals sentenced for Felony Sex Offenses

Felony Sex Offenses Yearly Trends

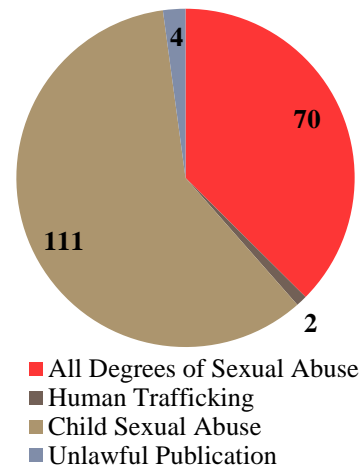


The greatest percentage (32%) of Sex offenses were sentenced in 2018

**All analyses are conducted on the count level

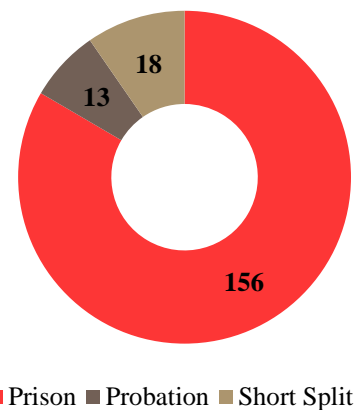
Overall Trends

- Sex offenses made up approximately **3%** of all **6,899 felony counts** sentenced between 2018 and 2022
- **33%** of the Sex offenses sentenced between 2018 and 2022 were in **offense severity group M6**
- **59%** of the Sex offenses involved **Sexual Abuse of a Minor**
- **26%** of the Sex offenses were **attempted offenses**; **4%** were **armed offenses**



Sentencing Trends

- **83%** of the Sex offenses received a **prison sentence**
 - 1 count received a life sentence
- The **average sentence imposed** for Sex offenses was **66 months**; after accounting for time suspended, the **average sentence to serve** was **59 months**
- **84%** of Sex offense counts were resolved via a **plea agreement**; **58%** of the pleas were the result of a **Rule 11(c)(1)(C) Plea**



Offender Characteristics

- 97% of the defendants were Male
- 60% of the defendants were Black
- The average age at offense was 34 years old; the median age at offense was 33 years old
- 56% of the defendants had been convicted of a prior offense