

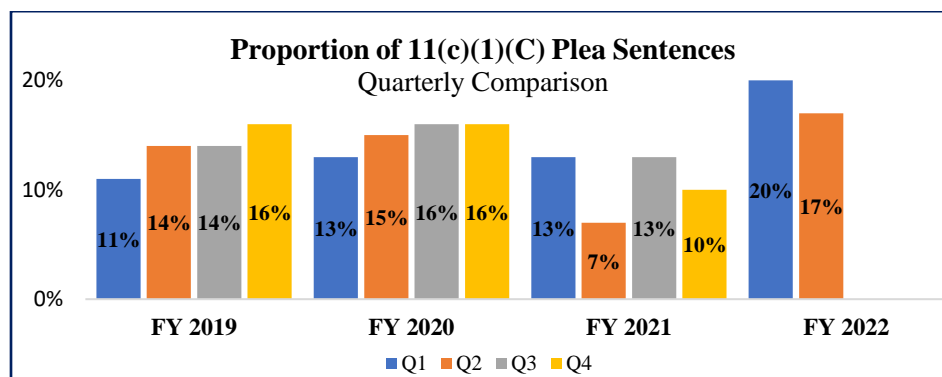
Rule 11(c)(1)(C) Plea Quarterly Report – FY2022 Quarter Two

Every quarter the D.C. Sentencing Commission analyzes the total number of sentences imposed that were the result of a Rule 11(c)(1)(C) plea agreement.¹ The report identifies the total percentage of sentences that resulted from a Rule 11(c)(1)(C) plea, the impact of these sentences on compliance trends, and various trends among sentence type, offense type, criminal history score group (CH Group), and demographic variables. Please note that under D.C. Voluntary Sentencing Guidelines rules, sentences imposed pursuant to Rule 11(c)(1)(C) are **always** deemed compliant with the Guidelines regardless of the sentence ultimately imposed.

I. Quick Reference Charts

Rule 11(c)(1)(C) plea sentencing trends – count level analysis (January 1 – March 31, 2022)

Overall		
Total Counts Sentenced		378
Non-11(c)1(C) Pleas		314 (83%)
11(c)1(C) Pleas		64 (17%)
11(c)(1)(C) Plea Type		
Compliance in the box		40 (62%)
Compliance out of the box	Above Box	1 (2%)
	Below box	9 (14%)
No CH score		14 (22%)
Most Frequent Among 11(c)1(C) Pleas:		
Sentence Type		Incarceration <i>61% of all 11(c)1(C) Pleas</i>
Offense Type		Violent <i>47% of all 11(c)1(C) Pleas</i>
Most Common Criminal History Column		Grid Column C <i>24% of all Individuals²</i>



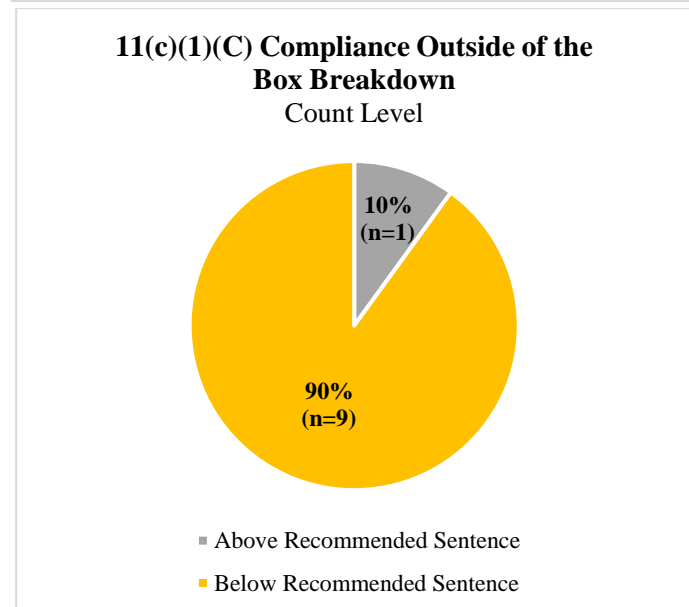
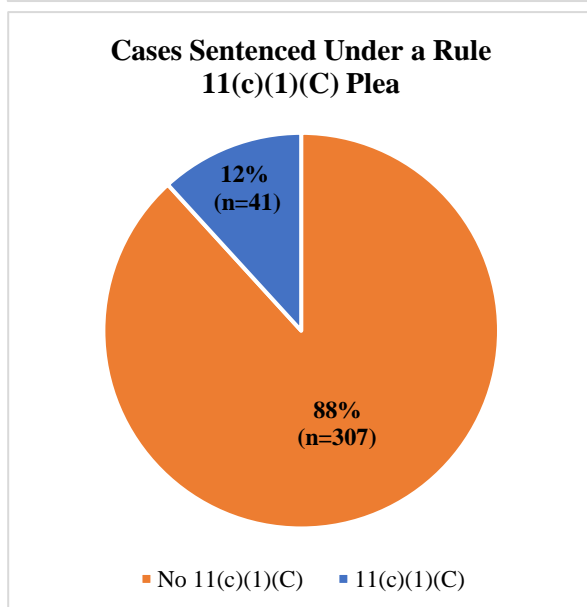
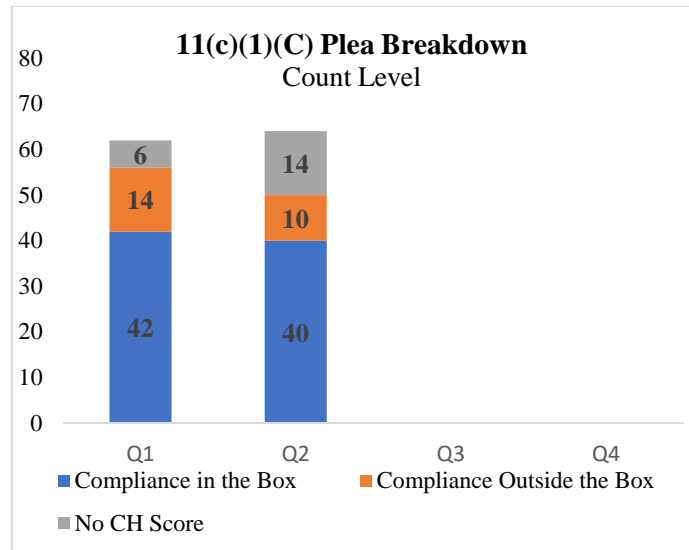
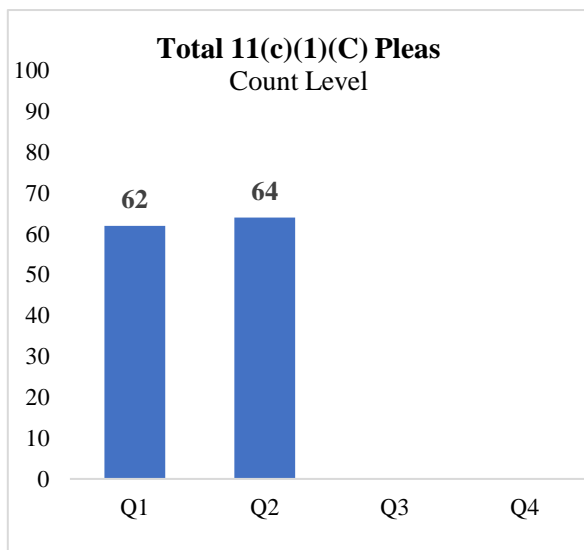
¹ Under D.C. Superior Court Criminal Rule 11(c)(1)(C), the parties “agree that a specific sentence or sentencing range is the appropriate disposition of the case (such a recommendation or request binds the court once the court accepts the plea agreement).”

² Criminal history information was available for 78% of individuals who were sentenced pursuant to a Rule 11(c)(1)(C) plea.

II. FY2022 Yearly Summary

- There was a total of 41 felony cases, consisting of 64 counts, that were sentenced under a 11(c)(1)(C) plea.
- The composition of felony counts sentenced under a 11(c)(1)(C) plea in Q2 has not changed significantly compared to last quarter.
- The majority of 11(c)(1)(C) pleas that were compliant outside of the box were given a sentence below the recommended sentence.

	Q1	Q2	Q3	Q4
Total Counts Sentenced	310	378	-	-
Non-11(c)(1)(C) plea	248 (80%)	314 (83%)	-	-
11(c)(1)(C) plea	62 (20%)	64 (17%)	-	-

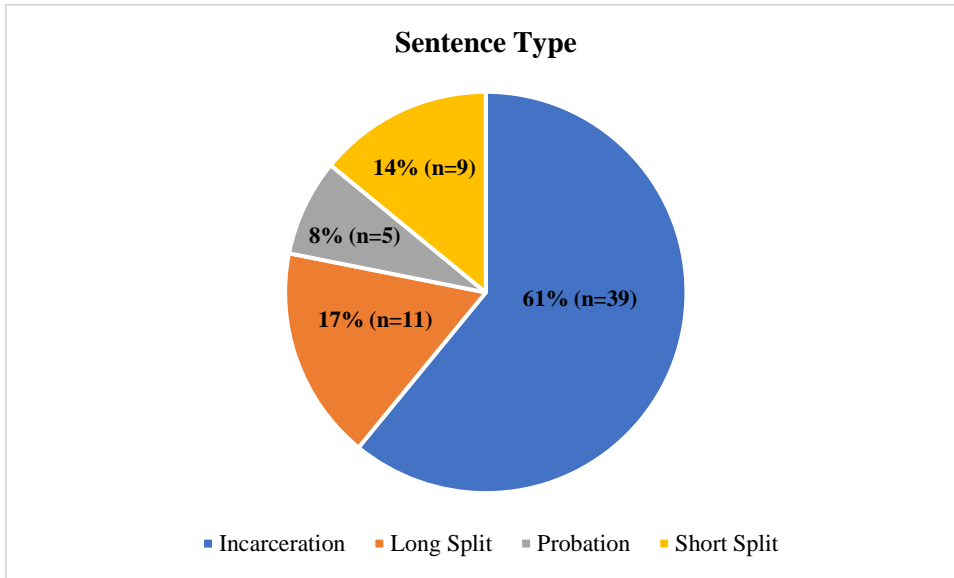


III. Quarter 2: January 1, 2022 – March 31, 2022

A. Sentencing Trends – Count Level

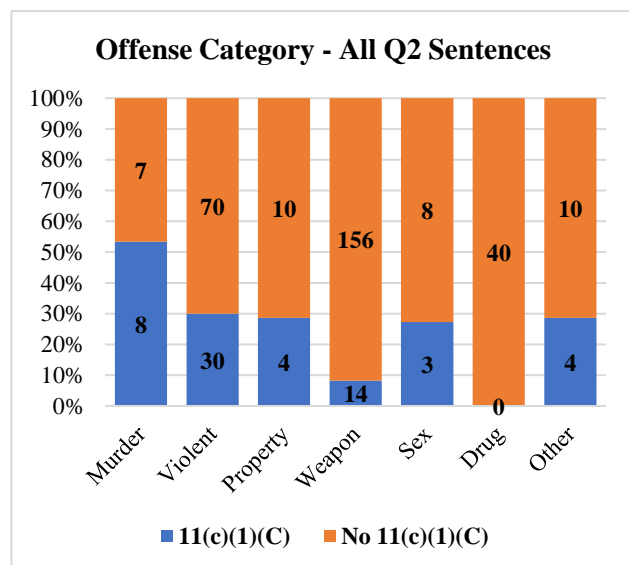
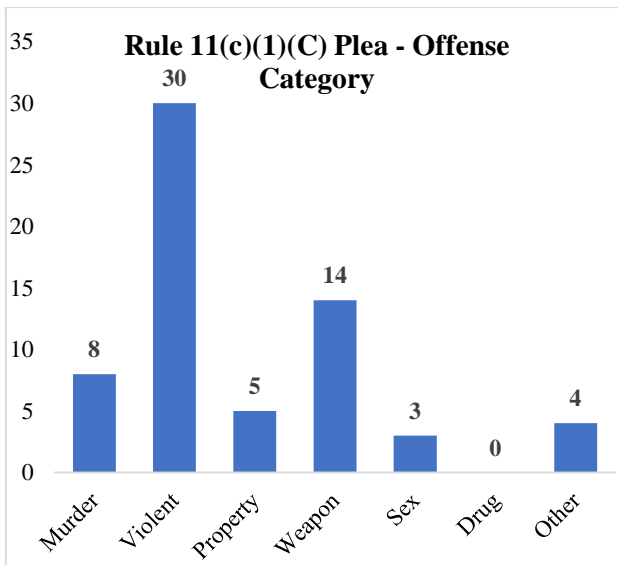
1. Sentence Type

- The majority of sentences following a Rule 11(c)(1)(C) plea were prison sentences (61%).



2. Offense Category

- The majority of Rule 11(c)(1)(C) pleas were for Violent offenses, however, pleas only represented 30% of all Violent counts that were sentenced in Q2.
- Rule 11(c)(1)(C) pleas were most common among Murder sentences; over half (53%) of Murder sentences imposed were the result of a Rule 11(c)(1)(C) plea.



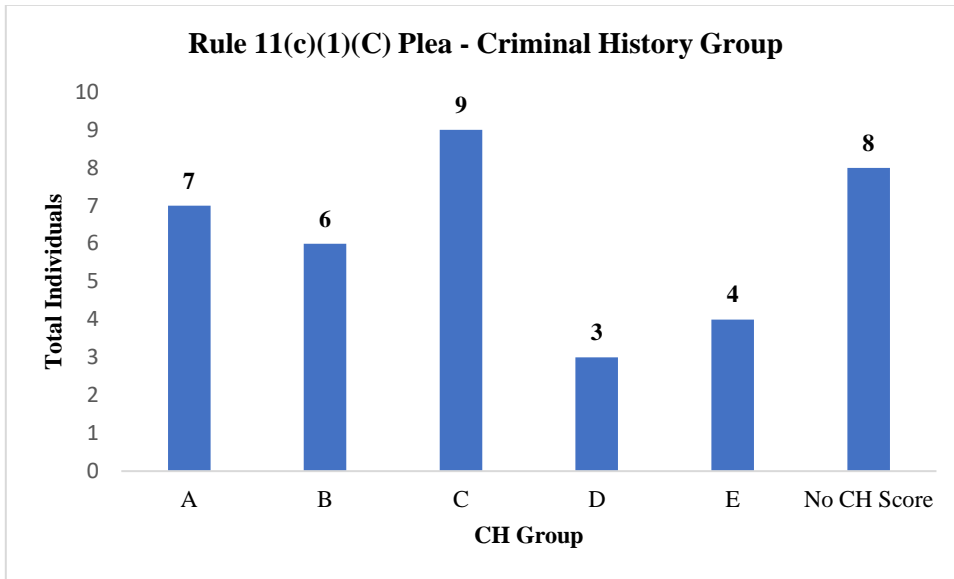
B. Individual Trends – Individual Defendants

In FY 2022 Q2, there were 37 individuals sentenced as the result of a Rule 11(c)(1)(C) plea.

1. Criminal History

Criminal history information is available for 29 of the 37 individuals sentenced, (78%).

- The majority of individuals who were sentenced pursuant to a Rule 11(c)(1)(C) plea were in Criminal History Group C (2-3.75 CH points).



2. Demographics

There were 37 individuals sentenced as the result of an 11(c)(1)(C) plea in Q2. Of these 37 individuals:

- Majority were males (92%).
- Majority were Black (86%).
- The average age at offense was 33 years; the median age at offense was 28 years.