

# D.C. Sentencing Commission - Fast Facts

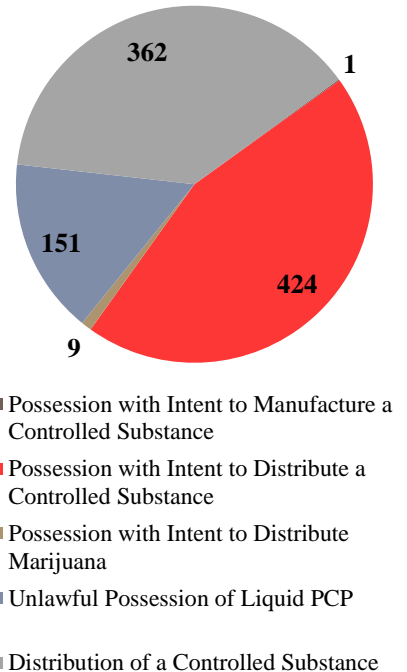
July 2023



## Drug Offenses in Superior Court

### Overall Trends

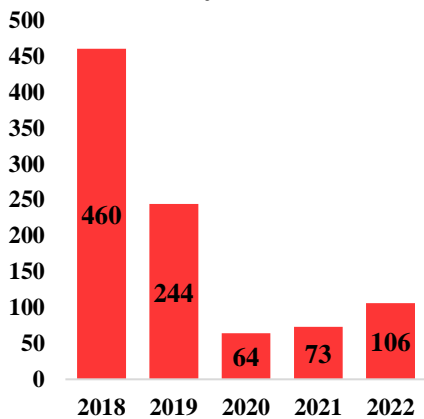
- Drug offenses made up approximately **14%** of all **6,918 felony counts** sentenced between 2018 and 2022
- **68%** of the Drug offenses sentenced between 2018 and 2022 were in **offense severity group D2**
  - Only **1** sentenced Drug count was in **offense severity group D1**
- **47%** of the Drug convictions involved **Cocaine**, **20%** involved **PCP**, **14%** involved **Heroin**
- **45%** of the Drug offenses were for **Possession with Intent to Distribute a Controlled Substance**



Between January 1, 2018 and December 31, 2022 there were a total of:

- 947 Felony Drug offense counts sentenced
- 920 Felony Drug offense cases sentenced
- 872 individuals sentenced for Felony Drug offenses

### Felony Drug Offenses Yearly Trends

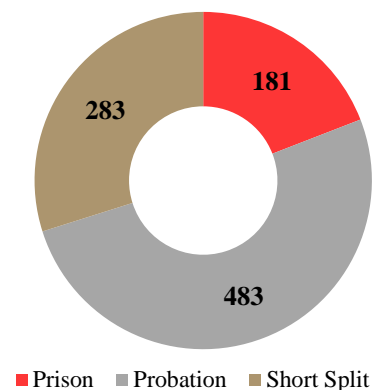


Almost half (**49%**) of the Drug counts sentenced in this timeframe were **sentenced in 2018**

All analyses are conducted on the count level

### Sentencing Trends

- Over half (**51%**) of the Drug convictions resulted in a **probation sentence**
- For Drug convictions that resulted in a prison sentence, the **average sentence imposed** was **19 months**; after accounting for time suspended, the **average sentence to serve** was **18 months**
- **96%** of the Drug counts were resolved via a **plea agreement**



### Offender Characteristics

- 92% of the defendants were Male
- 97% of the defendants were Black
- The average age at offense was 37 years old; the median age at offense was 35 years old